



UTTARBANGA KSHETRIYA GRAMIN BANK
FORM - A
(FORM OF BALANCE SHEET)

BALANCE SHEET OF UTTARBANGA KSHETRIYA GRAMIN BANK
FOR THE YEAR ENDED AT 31ST MARCH'2018

CAPITAL & LIABILITIES	CODE	SCHEDULE	AS ON 31.03.2018 (Current Year)	AS ON 31.03.2017 (Previous Year)
Capital	10020	1	90,79,13,303.77	90,79,13,303.77
Reserve & Surplus	10030	2	38,14,68,735.99	40,15,64,714.28
Deposits	10040	3	27,85,08,49,034.02	27,02,39,62,502.43
Borrowings	10050	4	1,16,75,97,881.84	1,43,27,94,215.00
Other Liabilities & Provisions	10060	5	1,21,21,45,182.79	1,11,20,81,319.34
: TOTAL :	10070		31,51,99,74,138.41	30,87,83,16,054.82
ASSETS				
Cash & Balance With Reserve Bank Of India	10090	6	1,26,65,12,271.88	1,26,87,17,531.76
Balance With Banks and Money at Call & Short Notice	10100	7	6,32,67,82,446.01	7,61,71,63,282.34
Investments	10110	8	9,33,68,73,568.18	9,77,84,47,825.89
Advances	10120	9	13,50,62,51,855.91	11,39,78,67,660.25
Fixed Assets	10130	10	4,20,13,030.84	4,49,86,527.14
Other Assets	10140	11	1,04,15,40,965.59	77,11,33,227.44
Goodwill on Consolidation				
Debit Balance of Profit & Loss Account				
: TOTAL :	10150		31,51,99,74,138.41	30,87,83,16,054.82
Contingent Liabilities(a)	10160	12	19,33,10,196.60	9,37,85,734.00
Bills For Collection(b)			82,95,929.44	84,29,601.43
Income Tax Receivable (c)			19,98,34,376.00	0.00
Total(a)+(b)+(c)			40,14,40,502.04	10,22,15,335.43


(P K GANGULY)
GENERAL MANAGER


(G S BEDI)
CHAIRMAN


(CA ABHIJIT NEOGI)
PARTNER
M/S RAY & RAY




DIRECTOR


DIRECTOR



DIRECTOR

Dated: 20/06/18

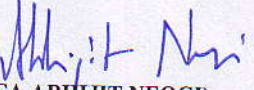
UTTARBANGA KSHETRIYA GRAMIN BANK
FORM - B
(FORM OF BALANCE SHEET)

BALANCE SHEET OF UTTARBANGA KSHETRIYA GRAMIN BANK
FOR THE YEAR ENDED AT 31ST MARCH'2018

		NO.	AS ON 31.03.2018 (Current Year)	AS ON 31.03.2017 (Previous Year)
I. INCOME :				
Interest Earned	20020	13	2,38,74,53,255.95	2,22,13,09,936.76
Other Income	20030	14	26,93,49,312.77	29,56,62,253.63
TOTAL	20050		2,65,68,02,568.72	2,51,69,72,190.39
II. EXPENDITURE				
Interest Expended	20070	15	1,43,35,65,032.11	1,48,02,96,765.83
Operating expenses	20080	16	85,55,05,097.53	65,63,53,329.56
Provisions & contingencies			27,45,68,410.37	35,20,18,158.39
TOTAL	20100		2,56,36,38,540.01	2,48,86,68,253.78
III. PROFIT / LOSS				
Profit/Loss(+) for the year[Before Tax]			9,31,64,028.71	2,83,03,936.61
[Less] Provision for Tax on Income			5,60,00,000.00	1,35,00,000.00
Profit/Loss(-) brought forward			0.00	0.00
TOTAL			3,71,64,028.71	1,48,03,936.61
IV. APPROPRIATIONS :				
Transfer to statutory reserves				-NIL-
Transfer to other reserves				
Transfer to Government/ Proposed Dividend				-NIL-
Balance of Profit/Loss(-) carried over to Balance sheet.				0.00
TOTAL			3,71,64,028.71	1,48,03,936.61



(P K GANGULY)
GENERAL MANAGER


(G S BEDI)
CHAIRMAN


(CA ABHIJIT NEOGI)
PARTNER
M/S RAY & RAY




DIRECTOR


DIRECTOR


DIRECTOR

Dated: 20/06/18